



Search for the rare decay $B^+ \rightarrow \mu^+ \mu^- \mu^+ \nu_\mu$

LHCb Collaboration*

CERN, 1211 Geneva 23, Switzerland

Received: 20 December 2018 / Accepted: 5 July 2019
© The Author(s) 2019

Abstract A search for the rare leptonic decay $B^+ \rightarrow \mu^+ \mu^- \mu^+ \nu_\mu$ is performed using proton-proton collision data corresponding to an integrated luminosity of 4.7 fb^{-1} collected by the LHCb experiment. The search is carried out in the region where the lowest of the two $\mu^+ \mu^-$ mass combinations is below $980 \text{ MeV}/c^2$. The data are consistent with the background-only hypothesis and an upper limit of 1.6×10^{-8} at 95% confidence level is set on the branching fraction in the stated kinematic region.

1 Introduction

Leptonic decays of the B^+ meson are rare, as branching fractions are proportional to the squared magnitude of the small Cabibbo–Kobayashi–Maskawa (CKM) matrix element V_{ub} . Among these processes, the decays $B^+ \rightarrow \tau^+ \nu_\tau$ and $B^+ \rightarrow \mu^+ \nu_\mu$ have precise Standard Model (SM) predictions [1] given the absence of hadrons in the final state.¹ Due to helicity suppression, they are also highly sensitive to particles predicted in extensions of the SM such as charged scalars [2]. Measurements of the $B^+ \rightarrow \tau^+ \nu_\tau$ decay from the B factories [3–6] lead to an average branching fraction of $(1.4 \pm 0.3) \times 10^{-4}$ [7] consistent with the SM prediction within the experimental uncertainty. An upper limit of 1.1×10^{-6} [8] is set on the $B^+ \rightarrow \mu^+ \nu_\mu$ branching fraction at 90% confidence level.

The radiative version of the muonic decay, $B^+ \rightarrow \mu^+ \nu_\mu \gamma$, is important for two reasons; it is a background for the $B^+ \rightarrow \mu^+ \nu_\mu$ decay, and its branching fraction is a direct measurement of the inverse moment of the B meson light cone distribution amplitude, which is very difficult to calculate theoretically [9]. The upper limit on the branching fraction for the $B^+ \rightarrow \mu^+ \nu_\mu \gamma$ decay is 3.0×10^{-6} [10] at 90% confidence level.

A B decay vertex with just a single charged particle makes a search for the $B^+ \rightarrow \mu^+ \nu_\mu$ and $B^+ \rightarrow \mu^+ \nu_\mu \gamma$ decays highly challenging in the LHC environment. This problem is not present for the decay $B^+ \rightarrow \mu^+ \mu^- \mu^+ \nu_\mu$, depicted in Fig. 1. The decay receives a contribution from the $B^+ \rightarrow \mu^+ \nu_\mu \gamma^*$ with $\gamma^* \rightarrow \mu^+ \mu^-$ amplitude, where the annihilation to the $\mu^+ \nu_\mu$ pair occurs through an intermediate B^* meson. It also receives contributions from the $B^+ \rightarrow \mu^+ \nu_\mu V$ amplitude, where V denotes a vector meson such as the ω or the ρ , that can decay to a pair of muons. With these contributions, nearly all decays have a muon pair with a mass below $1 \text{ GeV}/c^2$. The only theoretical calculation available is based on vector-meson dominance and predicts that the corresponding branching fraction, $\mathcal{B}(B^+ \rightarrow \mu^+ \mu^- \mu^+ \nu_\mu)$, is around 1.3×10^{-7} [11].

This paper describes a search for the decay $B^+ \rightarrow \mu^+ \mu^- \mu^+ \nu_\mu$ using a partial reconstruction method that infers the momentum of the missing neutrino to obtain a mass estimate of $B^+ \rightarrow \mu^+ \mu^- \mu^+ \nu_\mu$ decays. This search uses proton-proton (pp) collision data corresponding to an integrated luminosity of 4.7 fb^{-1} collected during the three periods 2011 (7 TeV collision energy), 2012 (8 TeV) and 2016 (13 TeV) at the LHCb experiment. The detector is described in Sect. 2, followed by a description of how the signal is separated from backgrounds using two multivariate classifiers in Sect. 3. The evaluation of the background is covered in Sect. 4, the normalisation of the branching fraction of the signal to the decay $B^+ \rightarrow J/\psi K^+$ with $J/\psi \rightarrow \mu^+ \mu^-$ in Sect. 5, the limit on the branching fraction in Sect. 6 and the systematic uncertainties in Sect. 7. Finally, conclusions are presented in Sect. 8.

2 Detector and simulation

The LHCb detector [12, 13] is a single-arm forward spectrometer covering the pseudorapidity range $2 < \eta < 5$, designed for the study of particles containing b or c quarks. The detector includes a high-precision tracking system con-

¹ The inclusion of charge-conjugate processes is implied throughout this paper.

* e-mail: slavomira.stefkova@desy.de

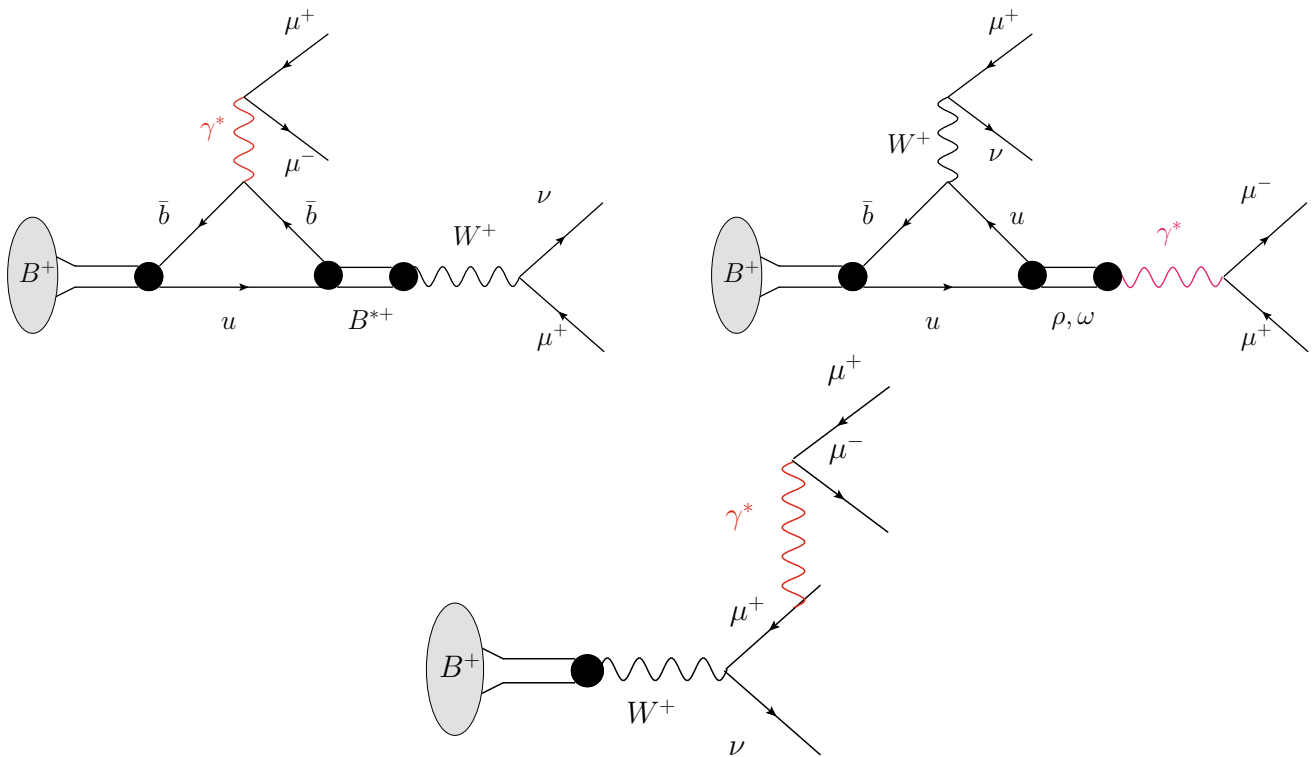


Fig. 1 Feynman diagrams of the contributions (top left) $B^+ \rightarrow \mu^+ \nu_\mu \gamma^*$ with $\gamma^* \rightarrow \mu^+ \mu^-$, (top right) $B^+ \rightarrow \mu^+ \nu_\mu V$ and (bottom) bremsstrahlung to the $B^+ \rightarrow \mu^+ \mu^- \mu^+ \nu_\mu$ decay

sisting of a silicon-strip vertex detector surrounding the pp interaction region [14], a large-area silicon-strip detector located upstream of a dipole magnet with a bending power of about 4 Tm, and three stations of silicon-strip detectors and straw drift tubes placed downstream of the magnet. The tracking system provides a measurement of the momentum, p , of charged particles with a relative uncertainty that varies from 0.5% at low momentum to 1.0% at 200 GeV/c. The minimum distance of a track to a primary vertex (PV), the impact parameter (IP), is measured with a resolution of $(15 + 29/p_T) \mu\text{m}$, where p_T is the component of the momentum transverse to the beam, in GeV/c. The secondary vertex (SV) resolution for three-body decays is around 20 μm in the plane transverse to the beam axis and 200 μm along the beam axis.

Different types of charged hadrons are distinguished using information from two ring-imaging Cherenkov detectors [15]. Photons, electrons and hadrons are identified by a calorimeter system consisting of scintillating-pad and preshower detectors, an electromagnetic and a hadronic calorimeter. Muons are identified by a system composed of alternating layers of iron and multiwire proportional chambers [16].

The online event selection is performed by a multistage trigger [17]. For the analysis described here, the events are

first required to pass a hardware trigger, selecting events containing at least one muon with high p_T . In the subsequent software trigger at least one muon candidate is required to have high p_T and a large impact parameter with respect to any PV. The dominant path through the last level of the trigger is a selection that requires a SV consisting of two muons with a high combined mass.

Simulated events are used to optimise the signal selection, estimate background contamination as well as calculate the relative efficiency between the signal and a normalisation channel. In the simulation, pp collisions are generated using PYTHIA [18, 19] with a specific LHCb configuration [20]. Decays of hadronic particles are described by EVTGEN [21], in which final-state radiation is generated using PHOTOS [22]. The interaction of the generated particles with the detector, and its response, are implemented using the GEANT4 toolkit [23, 24] as described in Ref. [25].

Three different models are used in the simulation for the $B^+ \rightarrow \mu^+ \mu^- \mu^+ \nu_\mu$ decay. The nominal model, with which efficiency for signal selection ($\varepsilon(B^+ \rightarrow \mu^+ \mu^- \mu^+ \nu_\mu)$) is calculated, has a photon pole for one of the muon pairs and a uniform mass distribution for the combination of the third muon and the neutrino. For systematic checks, a flat phase space model is used. As a third model, the recently proposed vector-meson dominance model for the decay is used [11].

3 Selection

Signal B^+ decay candidates are reconstructed by combining one negatively and two positively charged tracks. These tracks are required to be of good quality, be inconsistent with originating from any PV, be positively identified as muons and form a good-quality SV displaced from any PV. The PV with the smallest χ_{IP}^2 is the associated PV, where χ_{IP}^2 is defined as the difference in the vertex-fit χ^2 of a given PV reconstructed with and without the B^+ trajectory included. The momentum vector of the B^+ decay products is required to point in the same direction as the line connecting the associated PV and the SV with an allowance made for the momentum that is carried away by the neutrino in the decay.

At most one hit in the muon stations is allowed to be shared between two different muon candidates. This reduces the rate of hadrons misidentified as muons when there is already a muon of the same sign in the detector. In this analysis that has two muons of the same sign in the final state it is essential to reduce this type of misidentification. The search for the signal is performed in the region where the lower of the two $\mu^+\mu^-$ mass combinations is below $980 \text{ MeV}/c^2$ to avoid potential background from $\phi \rightarrow \mu^+\mu^-$ decays. Moreover, above this mass the combinatorial background grows and the expected signal yield is minimal, making a search there difficult. Backgrounds originating from candidates involving J/ψ and $\psi(2S)$ decays are removed by vetoing the mass regions $2946 \text{ MeV}/c^2 < M_{\mu^+\mu^-} < 3176 \text{ MeV}/c^2$ and $3586 \text{ MeV}/c^2 < M_{\mu^+\mu^-} < 3766 \text{ MeV}/c^2$ of the higher of the two $\mu^+\mu^-$ mass combinations. Finally, a tight particle identification (PID) selection, based on a neural network, is applied to reject misidentified hadrons.

The missing neutrino in the reconstruction of the B^+ candidate is accounted for with the addition of the momentum component perpendicular to B meson flight direction, p_{\perp} . This direction is determined from the position of the PV where the B^+ meson is produced and the SV where it decays. The resulting *corrected mass* is defined as,

$$M_{\text{corr}} = \sqrt{M_{\mu\mu\mu}^2 + |p_{\perp}|^2} + |p_{\perp}|, \quad (1)$$

where $M_{\mu\mu\mu}$ is the mass of the three muons. Candidates are kept if they satisfy $4000 \text{ MeV}/c^2 < M_{\text{corr}} < 7000 \text{ MeV}/c^2$. Inside this a signal region is defined as $4500 \text{ MeV}/c^2 < M_{\text{corr}} < 5500 \text{ MeV}/c^2$. To avoid any bias in the development of the signal selection algorithm, the data in this region was not analysed until the selection was finalised and the systematic uncertainties evaluated. The uncertainty on the corrected mass is dominated by the resolution of the SV.

To reduce combinatorial background, where random tracks are combined to emulate the signal, a boosted decision tree classifier (BDT) [26] with the AdaBoost algorithm [27] as implemented in the TMVA toolkit [28, 29] is used. The

BDT classifier is trained using simulation as a signal sample and the upper sideband $M_{\text{corr}} > 5500 \text{ MeV}/c^2$ of data as a proxy of the combinatorial background candidates. To best exploit the limited amount of data available for training, a ten-fold cross-validation method [30] is employed. The BDT contains information about kinematic and geometric properties of the B^+ candidate and associated muon tracks together with the total number of reconstructed tracks in the event. The most distinguishing properties between signal and combinatorial background candidates are the isolation of the decay vertex (as described in Ref. [31]), the χ^2 of the B^+ vertex, and the χ_{IP}^2 with respect to the associated PV for all three muon candidates. The requirement on the BDT response is optimised by maximising the figure of merit $\frac{\epsilon_S}{\sqrt{n_B+3/2}}$ [32] where ϵ_S is the signal efficiency of the selection and n_B refers to the estimated number of background candidates in the signal region. The optimal BDT working point is 40% efficient on simulated signal events while rejecting 99% of the combinatorial background. For the optimisation, only relative changes in signal efficiency are relevant and these are obtained from the simulation.

A second BDT is trained to reject contamination from misidentified background. This background originates mostly from cascade decays where a b hadron undergoes a semileptonic decay through the dominant b to c transition and the resulting c hadron also decays semileptonically. The second BDT shares the same architecture, features and working-point optimisation strategy as the BDT designed to reject combinatorial background. It is trained on a background sample selected in data where two tracks are positively identified as muons and the third track is required to be in the fiducial region covered by the muon chambers but with a veto on muon identification. The signal sample is using the simulated sample after it has been accepted by the first BDT. The optimisation results in that 40% of the signal sample is retained and 94% of the misidentified background is rejected.

The overall selection results in 1797 candidates. There are no events with multiple candidates. The total efficiency for selecting the signal is about 0.1%.

4 Background estimation

The main categories of background are: combinatorial; misidentified combinations, where two muons are correctly identified but the third particle is a misidentified hadron; and partially reconstructed that have an almost identical final state to the signal.

As the combinatorial background arises from random combinations of three correctly identified muons, it has no peaking features in the considered region of corrected mass. Its contribution is estimated as part of the final fit to the data.

In order to estimate the number of misidentified background candidates and their distribution in the M_{corr} variable, a data sample is obtained with the same selection as for the signal, apart from a reversal of the muon identification requirements for one of the candidate tracks. This track is still required to be within the fiducial volume of the muon detector. This selects a sample of $\mu^+\mu^\pm hX$ candidates in data, where h denotes any hadron of either negative or positive charge. The sample is a mixture of partially reconstructed b -hadron decays, where both the b -hadron and the subsequent charm hadron decays semileptonically, and combinatorial background. Backgrounds where two hadrons are identified as muons are only contributing to the selected events at an insignificant level.

Probabilities of misidentifying hadrons as muons are obtained from data as a function of momentum and pseudorapidity by using control samples where the hadron species are determined purely from the kinematic properties of the decay chain [15]. As the misidentification probability is different for pions, kaons and protons [33], the species of the hadron must be determined. This is done by isolating the hadrons in the $\mu^+\mu^-hX$ sample into separate hadron PID regions and then taking into account the cross-feed, calculated using an iterative approach, between these regions. The iterative approach splits the data sample into three PID regions, where the hadron candidate is consistent with the kaon, pion and proton hypotheses, respectively. Initially, the number of misidentified candidates of a given species is assumed to be zero, and the cross-feed between regions is calculated. From this first estimate of the number of misidentified particles in each of the PID regions, the cross-feed can then be recalculated. The process repeats until the number of total misidentified particles does not change significantly from one iteration to the next when compared to the statistical uncertainty from the sample size.

Once the cross-feed between the different hadron species has been taken into account, the probability for a specific hadron to pass the stringent muon PID requirements applied in the analysis is calculated. The presence of the two real muons in the $\mu^+\mu^-hX$ background increases the probability to misidentify the hadron as a muon, mainly due to hit sharing in the muon stations. To take this into account, the hadron misidentification probability is obtained using the decay $B^0 \rightarrow J/\psi K^{*0}$, with $J/\psi \rightarrow \mu^+\mu^-$ and $K^{*0} \rightarrow K^+\pi^-$, as a calibration sample. It has two muons present as in the signal, and the kaon and pion can be identified without PID requirements on the particle under consideration. In this way the probability of identifying the kaon or the pion from the K^{*0} decay as a muon can be measured. Double misidentification in the calibration sample, where the kaon and pion hypotheses are swapped, is reduced by requiring a loose hadron identification on the hadron not under consideration for misidentification and subsequently fitted for. The background coming

from protons misidentified as muons is insignificant, requiring no further action.

The final distribution of the misidentified background in M_{corr} is obtained by multiplying the sample with the muon identification reversed with the relevant $h \rightarrow \mu$ misidentification probabilities.

The level of partially reconstructed backgrounds, where three muons are correctly identified but one or more particles in addition to a neutrino are not reconstructed, is determined using simulation. An example of this type of decay is $B \rightarrow \bar{D}^0 \mu^+ \nu_\mu X$ where $\bar{D}^0 \rightarrow K^+ \pi^- \mu^+ \mu^-$ and the K^+ , π^- and X particles are not reconstructed. For this particular background, the measurements of the branching fractions of $\bar{D}^0 \rightarrow K^+ \pi^- \mu^+ \mu^-$ [34] and $B \rightarrow \bar{D}^0 \mu^+ \nu_\mu X$ [35] are used. In total, partially reconstructed backgrounds are estimated at the level of eleven candidates in the signal region of corrected mass.

Other potential backgrounds are considered. The decay $B^+ \rightarrow K^+ \mu^+ \mu^-$ with the kaon misidentified as a muon contributes in candidates with a corrected mass outside the signal region. This is not the case for the $B^+ \rightarrow \pi^+ \mu^+ \mu^-$ decay, but the low branching fraction combined with the requirement for misidentification of the pion results in a negligible background level. The decay $B^+ \rightarrow \eta^{(\prime)} \mu^+ \nu_\mu$, followed by the decay $\eta^{(\prime)} \rightarrow \mu^+ \mu^- \gamma$, is also considered and found to be at a negligible level after the selection criteria are applied. Finally, backgrounds that involve a charmonium state decaying to a pair of muons are excluded by the previously mentioned vetos on the J/ψ and $\psi(2S)$ masses.

5 Normalisation method

The branching fraction of a $B^+ \rightarrow \mu^+ \mu^- \mu^+ \nu_\mu$ signal is obtained by normalising to the $B^+ \rightarrow J/\psi (\rightarrow \mu^+ \mu^-) K^+$ decay as

$$\begin{aligned} \mathcal{B}(B^+ \rightarrow \mu^+ \mu^- \mu^+ \nu_\mu) &= \mathcal{B}(B^+ \rightarrow J/\psi K^+) \times \mathcal{B}(J/\psi \rightarrow \mu^+ \mu^-) \\ &\times \frac{\varepsilon(B^+ \rightarrow J/\psi K^+)}{\varepsilon(B^+ \rightarrow \mu^+ \mu^- \mu^+ \nu_\mu)} \times \frac{N(B^+ \rightarrow \mu^+ \mu^- \mu^+ \nu_\mu)}{N(B^+ \rightarrow J/\psi K^+)}, \end{aligned} \quad (2)$$

where N is the yield of the decay, ε is the overall efficiency to reconstruct and select the decay. The branching fractions are taken from Ref. [35].

The $B^+ \rightarrow J/\psi K^+$ candidates are selected in the same way as the signal, except that the third particle must be consistent with the kaon hypothesis and the dimuon mass consistent with the J/ψ mass. This reduces the impact of systematic uncertainties related to the ratio of efficiencies in Eq. (2). Most of the signal and normalisation selection efficiencies

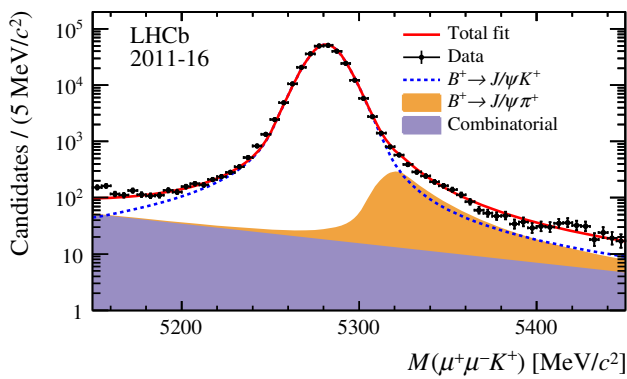


Fig. 2 Fit to the mass distribution of the selected $B^+ \rightarrow J/\psi K^+$ candidates. The combinatorial background (purple) and misidentified $B^+ \rightarrow J/\psi \pi^+$ decays (orange) are stacked up while the $B^+ \rightarrow J/\psi K^+$ signal is shown as a dashed line. The data points are shown as black points with the total fit overlaid as a red solid line

are estimated using simulation. Efficiencies of the PID are obtained using control data samples where identities of the final-state particles can be deduced from the kinematics of the decay. The total efficiency of the $B^+ \rightarrow \mu^+ \mu^- \mu^+ \nu_\mu$ signal is around 37% relative to the normalisation channel. This lower efficiency is caused by the lower dimuon mass for the signal that affects the trigger, reconstruction and BDT efficiencies. The muon PID requirements are also less efficient due to the sharing of muon hits between the different final-state muons in the signal decay.

The $B^+ \rightarrow J/\psi K^+$ yield is determined by performing an unbinned extended maximum-likelihood fit to the $\mu^+ \mu^- K^+$ mass distribution. The shape of the $B^+ \rightarrow J/\psi K^+$ mass distribution is described by a Hypatia function [36] that accounts for non-Gaussian tails on both sides of the peak. In the fit, the mean and width parameters are allowed to vary and all other parameters are determined from simulation. The shape of the misidentified background contribution of $B^+ \rightarrow J/\psi \pi^+$ decays is modelled with a Gaussian core with power law tails on each side of the peak. The mean and width are allowed to vary freely in the fit while the tail parameters are determined from simulation. Combinatorial background is parameterised with an exponential function with a decay constant that is allowed to vary in the fit. The result of the fit is shown in Fig. 2 and yields $2.7 \times 10^5 B^+ \rightarrow J/\psi K^+$ decays.

6 Signal yield determination

In order to determine the $B^+ \rightarrow \mu^+ \mu^- \mu^+ \nu_\mu$ signal yield, an extended unbinned maximum-likelihood fit is performed to the corrected mass distribution. To improve the sensitivity of the mass fit, an event-by-event uncertainty on the corrected mass is calculated by propagating the uncertainties of the PV and SV. The data is then split into two equally sized regions with high and low fractional corrected mass uncertainties.

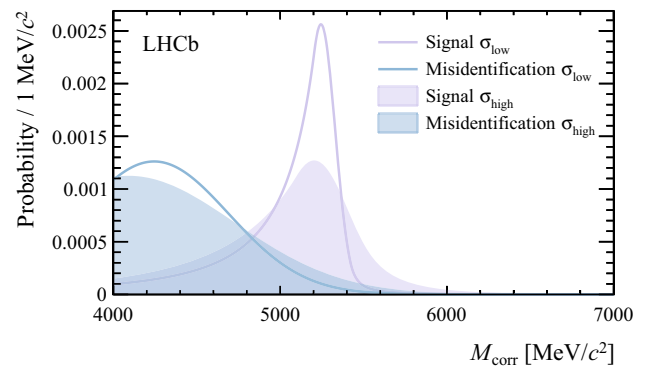


Fig. 3 Template distributions for signal and misidentified background shapes for high and low fractional corrected mass uncertainty. A low uncertainty on the corrected mass corresponds to data with better mass resolution. The shape of the misidentification template is obtained from a control sample while the signal template is obtained from simulation. A systematic uncertainty on the signal shape due to the choice of the signal model is not shown, as it is too small to be visible

This improves the branching fraction sensitivity by approximately 11% due to the different signal distributions in the two samples, as shown in Fig. 3.

The signal shape is modelled with the sum of two Gaussian functions with power law tails, where the tails are on both sides of the peak. The parameters of the signal shape are determined using simulation and kept fixed in the subsequent fit to the data. The combinatorial background is modelled using an exponential function, whose slope is allowed to vary in the fit and whose parameterisation is verified using simulation. The yield is left free to float in the fit.

The background from misidentified muons is obtained from the $\mu^+ \mu^- hX$ control sample described in Sect. 4. The distribution and yield of this sample is fitted to a Gaussian function with a power-law tail at high corrected mass. This parameterisation is cross-checked by fitting a sample with a looser muon identification requirement. The uncertainties on the associated parameters are propagated to the fit using a multivariate Gaussian constraint. The shape and the yield of the partially reconstructed background are taken from simulation. Yields that are obtained from control samples and simulation are allowed to vary in the fit within constraints from a Poisson distribution.

The fit to the corrected-mass distribution, combining both corrected-mass uncertainty categories, is shown in Fig. 4. The signal yield is negative, -25 ± 16 , resulting in the total fit component being slightly below the sum of the background contributions. As there is no significant signal component, a limit on the branching fraction,

$$\mathcal{B}(B^+ \rightarrow \mu^+ \mu^- \mu^+ \nu_\mu) < 1.6 \times 10^{-8}$$

at 95% confidence level is set using the CL_s method [37]. From pseudoexperiments, the expected upper limit is found to be 2.8×10^{-8} and the present result represents a downward

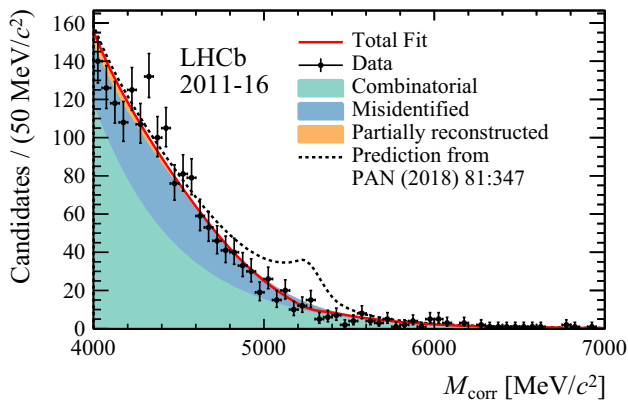


Fig. 4 Corrected mass distribution of the selected $B^+ \rightarrow \mu^+ \mu^- \mu^+ \nu_\mu$ candidates with the fit overlaid. Samples with low and high corrected mass uncertainty are fitted as individual samples but are merged in the figure. The fit has components for (green) combinatorial background, (blue) misidentified candidates and (orange) partially reconstructed candidates. The signal component is not visible as the fitted signal yield is negative. The best fit is the solid red line while the dashed line shows how the total would have looked like if the signal had the branching fraction predicted in Ref. [11]

fluctuation of 1.4σ . Systematic uncertainties are included in this limit and are discussed in the following section.

7 Systematic uncertainties

A summary of the systematic uncertainties is given in Table 1, yielding a total relative uncertainty of 16% on the normalisation of the branching fraction of the signal.

The largest systematic uncertainty arises due to the choice of the shape for the combinatorial background. If the combinatorial background is allowed to have two components with different exponential slope, the upper limit on the branching fraction changes by 14.2%. While the fit does not improve from adding in an extra component, its existence cannot be excluded from the fit to the data.

Table 1 Summary of systematic uncertainties. Numbers are on the relative uncertainty of the normalisation for the branching fraction of the signal

Source	Relative normalisation uncertainty [%]
Combinatorial background shape	14.2
Choice of signal decay model	4.6
Trigger efficiency data/simulation	3.5
Normalisation mode branching fraction	3.0
Kaon interaction probability	2.0
Production kinematics	1.5
Fit bias	1.0
Simulation sample size	0.8
Total	15.9

In simulation, the nominal signal model, as described in Sect. 2, creates a photon pole, increasing the branching fraction in the low dimuon mass region. The associated systematic uncertainty is estimated by replacing this decay with a model assuming a uniform phase-space distribution, but still with one of the muon pairs having a mass below $980 \text{ MeV}/c^2$. This results in a 4.6% systematic uncertainty. Using the model from Ref. [11] results in a smaller variation.

Differences in simulation and data for the ratio of trigger efficiencies between the signal and normalisation channels gives rise to a systematic uncertainty as well. The effect is evaluated by comparing the difference between the trigger efficiency of $B^+ \rightarrow J/\psi K^+$ decays in simulation and data, yielding a 3.5% systematic uncertainty. This value represents a conservative estimate since it does not take into account an expected cancellation between signal and normalisation modes. The uncertainty in the branching fraction of the normalisation mode leads to a 3% uncertainty.

Another difference between the signal and the normalisation channels is that the kaon in the decay $B^+ \rightarrow J/\psi K^+$ can undergo nuclear interactions in the detector with a probability proportional to the amount of material traversed and thus have a lower tracking efficiency. Following the procedure outlined in Ref. [38], the uncertainty on this amount of material leads to a 2% systematic uncertainty.

Inaccuracies in the modelling of the B^+ production kinematics lead to differences in efficiency between the signal and the normalisation channels. To account for this, correction weights to the B^+ meson momentum for the simulated samples are calculated using the measured distribution from $B^+ \rightarrow J/\psi K^+$ decays. The difference of 1.5% in the relative efficiency between the signal and the normalisation channels, compared to the case where no weights are applied, is assigned as a systematic uncertainty.

Other smaller systematic uncertainties are assigned to account for a small fit bias due to the low amount of data available and the finite size of the simulation samples.

In the fit for the signal yield, all systematic uncertainties, apart from the variation in the background shape, affect the efficiency ratio and are added as Gaussian constraints on the relevant efficiency ratios when calculating the limit. They are assumed to be fully correlated between the bins of fractional corrected mass uncertainty and uncorrelated between the different effects. For the background shape, the increased freedom in the shape leads to a larger uncertainty in the signal yield. The likelihood distribution used for determining the limit is stretched by the relative change in uncertainty around the minimum to reflect this.

8 Conclusions

A search has been performed for the rare leptonic decay $B^+ \rightarrow \mu^+ \mu^- \mu^+ \nu_\mu$, using 4.7 fb^{-1} of proton-proton col-

lision data collected by the LHCb experiment. No signal is observed for the $B^+ \rightarrow \mu^+ \mu^- \mu^+ \nu_\mu$ decay and an upper limit of 1.6×10^{-8} at 95% confidence level is set on the branching fraction, where the lowest of the two $\mu^+ \mu^-$ mass combinations is below $980 \text{ MeV}/c^2$. The limit for the full kinematic region stays the same under the assumption that the decay is dominated by intermediate vector mesons.

Acknowledgements We express our gratitude to our colleagues in the CERN accelerator departments for the excellent performance of the LHC. We thank the technical and administrative staff at the LHCb institutes. We acknowledge support from CERN and from the national agencies: CAPES, CNPq, FAPERJ and FINEP (Brazil); MOST and NSFC (China); CNRS/IN2P3 (France); BMBF, DFG and MPG (Germany); INFN (Italy); NWO (Netherlands); MNiSW and NCN (Poland); MEN/IFA (Romania); MSHE (Russia); MinECo (Spain); SNSF and SER (Switzerland); NASU (Ukraine); STFC (United Kingdom); NSF (USA). We acknowledge the computing resources that are provided by CERN, IN2P3 (France), KIT and DESY (Germany), INFN (Italy), SURF (Netherlands), PIC (Spain), GridPP (United Kingdom), RRCKI and Yandex LLC (Russia), CSCS (Switzerland), IFIN-HH (Romania), CBPF (Brazil), PL-GRID (Poland) and OSC (USA). We are indebted to the communities behind the multiple open-source software packages on which we depend. Individual groups or members have received support from AvH Foundation (Germany); EPLANET, Marie Skłodowska-Curie Actions and ERC (European Union); ANR, Labex P2IO and OCEVU, and Région Auvergne-Rhône-Alpes (France); Key Research Program of Frontier Sciences of CAS, CAS PIFI, and the Thousand Talents Program (China); RFBR, RSF and Yandex LLC (Russia); GVA, XuntaGal and GENCAT (Spain); the Royal Society and the Leverhulme Trust (United Kingdom); Laboratory Directed Research and Development program of LANL (USA).

Data Availability Statement This manuscript has no associated data or the data will not be deposited. [Authors' comment: All LHCb scientific output is published in journals, with preliminary results made available in Conference Reports. All are Open Access, without restriction on use beyond the standard conditions agreed by CERN. Data associated to the plots in this publication as well as in supplementary materials are made available on the CERN document server at <https://cds.cern.ch/record/2652315>. This information is taken from the LHCb External Data Access Policy which can be downloaded at <https://opendata.cern.ch/record/410>.]

Open Access This article is distributed under the terms of the Creative Commons Attribution 4.0 International License (<http://creativecommons.org/licenses/by/4.0/>), which permits unrestricted use, distribution, and reproduction in any medium, provided you give appropriate credit to the original author(s) and the source, provide a link to the Creative Commons license, and indicate if changes were made. Funded by SCOAP³.

References

1. D. Silverman, H. Yao, Relativistic treatment of light quarks in D and B mesons and W -exchange weak decays. *Phys. Rev. D* **38**, 214 (1988)
2. G. Isidori, P. Paradisi, Hints of large $\tan(\beta)$ in flavour physics. *Phys. Lett. B* **639**, 499 (2006). [arXiv:hep-ph/0605012](https://arxiv.org/abs/hep-ph/0605012)
3. Belle Collaboration, B. Kronenbitter et al., Measurement of the branching fraction of $B^+ \rightarrow \tau^+ \nu_\tau$ decays with the semileptonic tagging method. *Phys. Rev. D* **92**, 051102 (2015). [arXiv:1503.05613](https://arxiv.org/abs/1503.05613)
4. Belle Collaboration, K. Hara et al., Evidence for $B^- \rightarrow \tau^- \bar{\nu}_\tau$ with a hadronic tagging method using the full data sample of Belle. *Phys. Rev. Lett.* **110**, 131801 (2013). [arXiv:1208.4678](https://arxiv.org/abs/1208.4678)
5. BaBar Collaboration, J.P. Lees et al., Evidence of $B^+ \rightarrow \tau^+ \nu$ decays with hadronic B tags. *Phys. Rev. D* **88**, 031102(R) (2013). [arXiv:1207.0698](https://arxiv.org/abs/1207.0698)
6. BaBar Collaboration, B. Aubert et al., Search for $B^+ \rightarrow \ell^+ \nu_\ell$ recoiling against $B^- \rightarrow D^0 \ell^- \bar{\nu}_X$. *Phys. Rev. D* **81**, 051101(R) (2010). [arXiv:0912.2453](https://arxiv.org/abs/0912.2453)
7. Heavy Flavor Averaging Group, Y. Amhis et al., Averages of b -hadron, c -hadron, and τ -lepton properties as of summer 2016. *Eur. Phys. J. C* **77**, 895 (2017). [arXiv:1612.07233](https://arxiv.org/abs/1612.07233). Updated results and plots available at <https://hflav.web.cern.ch/>
8. Belle Collaboration, A. Sibidanov et al., Search for $B^- \rightarrow \mu^- \bar{\nu}_\mu$ decays at the Belle experiment. *Phys. Rev. Lett.* **121**, 031801 (2018). [arXiv:1712.04123](https://arxiv.org/abs/1712.04123)
9. M. Beneke, J. Rohrwild, B meson distribution amplitude from $B \rightarrow \gamma \ell \nu$. *Eur. Phys. J. C* **71**, 1818 (2011). [arXiv:1110.3228](https://arxiv.org/abs/1110.3228)
10. Belle, M. Gelb et al., Search for the rare decay of $B^+ \rightarrow \ell^+ \nu_\ell \gamma$ with improved hadronic tagging. *Phys. Rev. D* **98**(11), 112016 (2018). [arXiv:1810.12976](https://arxiv.org/abs/1810.12976)
11. A.V. Danilina, N.V. Nikitin, Four-leptonic decays of charged and neutral B mesons within the standard model. *Phys. Atom. Nucl.* **81**, 347 (2018). [*Yad. Fiz.* **81**, 331 (2018)]
12. LHCb Collaboration, A.A. Alves Jr. et al., The LHCb detector at the LHC. *JINST* **3**, S08005 (2008)
13. LHCb Collaboration, R. Aaij et al., LHCb detector performance. *Int. J. Mod. Phys. A* **30**, 1530022 (2015). [arXiv:1412.6352](https://arxiv.org/abs/1412.6352)
14. R. Aaij et al., Performance of the LHCb vertex locator. *JINST* **9**, P09007 (2014). [arXiv:1405.7808](https://arxiv.org/abs/1405.7808)
15. M. Adinolfi et al., Performance of the LHCb RICH detector at the LHC. *Eur. Phys. J. C* **73**, 2431 (2013). [arXiv:1211.6759](https://arxiv.org/abs/1211.6759)
16. A.A. Alves Jr. et al., Performance of the LHCb muon system. *JINST* **8**, P02022 (2013). [arXiv:1211.1346](https://arxiv.org/abs/1211.1346)
17. R. Aaij et al., The LHCb trigger and its performance in 2011. *JINST* **8**, P04022 (2013). [arXiv:1211.3055](https://arxiv.org/abs/1211.3055)
18. T. Sjöstrand, S. Mrenna, P. Skands, PYTHIA 6.4 physics and manual. *JHEP* **05**, 026 (2006). [arXiv:hep-ph/0603175](https://arxiv.org/abs/hep-ph/0603175)
19. T. Sjöstrand, S. Mrenna, P. Skands, A brief introduction to PYTHIA 8.1. *Comput. Phys. Commun.* **178**, 852 (2008). [arXiv:0710.3820](https://arxiv.org/abs/0710.3820)
20. I. Belyaev et al., Handling of the generation of primary events in Gauss, the LHCb simulation framework. *J. Phys. Conf. Ser.* **331**, 032047 (2011)
21. D.J. Lange, The EvtGen particle decay simulation package. *Nucl. Instrum. Methods A* **462**, 152 (2001)
22. P. Golonka, Z. Was, PHOTOS Monte Carlo: a precision tool for QED corrections in Z and W decays. *Eur. Phys. J. C* **45**, 97 (2006). [arXiv:hep-ph/0506026](https://arxiv.org/abs/hep-ph/0506026)
23. Geant4 Collaboration, J. Allison et al., Geant4 developments and applications. *IEEE Trans. Nucl. Sci.* **53**, 270 (2006)
24. Geant4 Collaboration, S. Agostinelli et al., Geant4: a simulation toolkit. *Nucl. Instrum. Methods A* **506**, 250 (2003)
25. M. Clemencic et al., The LHCb simulation application, Gauss: design, evolution and experience. *J. Phys. Conf. Ser.* **331**, 032023 (2011)
26. L. Breiman, J.H. Friedman, R.A. Olshen, C.J. Stone, *Classification and Regression Trees* (Wadsworth International Group, Belmont, 1984)
27. Y. Freund, R.E. Schapire, A decision-theoretic generalization of on-line learning and an application to boosting. *J. Comput. Syst. Sci.* **55**, 119 (1997)
28. H. Voss, A. Hoecker, J. Stelzer, F. Tegenfeldt, TMVA—toolkit for multivariate data analysis. *PoS ACAT*, 040 (2007)
29. A. Hoecker et al., TMVA 4—toolkit for multivariate data analysis. Users guide. [arXiv:physics/0703039](https://arxiv.org/abs/physics/0703039)

30. A. Blum et al., Beating the hold-out: bounds for k-fold and progressive cross-validation, in Proceedings of the Twelfth Annual Conference on Computational Learning Theory, in COLT, p. 203 (1999)
31. LHCb Collaboration, R. Aaij et al., Measurement of the ratio of branching fractions $B(\bar{B}^0 \rightarrow D^{*+} \tau^- \bar{\nu}_\tau)/B(\bar{B}^0 \rightarrow D^{*+} \mu^- \bar{\nu}_\mu)$. Phys. Rev. Lett. **115**, 111803 (2015). [arXiv:1506.08614](#)
32. G. Punzi, Sensitivity of searches for new signals and its optimization, in Statistical Problems in Particle Physics, Astrophysics, and Cosmology, ed. by L. Lyons, R. Mount, R. Reitmeyer (Springer, Berlin, 2003), p. 79. [arXiv:physics/0308063](#)
33. F. Archilli et al., Performance of the muon identification at LHCb. JINST **8**, P10020 (2013). [arXiv:1306.0249](#)
34. LHCb Collaboration, R. Aaij et al., First observation of the decay $D^0 \rightarrow K^- \pi^+ \mu^+ \mu^-$ in the $\rho^0 - \omega$ region of the dimuon mass spectrum. Phys. Lett. **B757**, 558 (2016). [arXiv:1510.08367](#)
35. Particle Data Group, M. Tanabashi et al., Review of particle physics. Phys. Rev. D **98**, 030001 (2018)
36. D. Martínez Santos, F. Dupertuis, Mass distributions marginalized over per-event errors. Nucl. Instrum. Methods **A764**, 150 (2014). [arXiv:1312.5000](#)
37. A.L. Read, Presentation of search results: The CL_s technique. J. Phys. **G28**, 2693 (2002)
38. LHCb Collaboration, R. Aaij et al., Measurement of the track reconstruction efficiency at LHCb. JINST **10**, P02007 (2015). [arXiv:1408.1251](#)

LHCb Collaboration

R. Aaij²⁹, C. Abellán Beteta⁴⁶, B. Adeva⁴³, M. Adinolfi⁵⁰, C. A. Aidala⁷⁷, Z. Ajaltouni⁷, S. Akar⁶¹, P. Albicocco²⁰, J. Albrecht¹², F. Alessio⁴⁴, M. Alexander⁵⁵, A. Alfonso Alberio⁴², G. Alkhazov³⁵, P. Alvarez Cartelle⁵⁷, A. A. Alves Jr⁴³, S. Amato², S. Amerio²⁵, Y. Amhis⁹, L. An³, L. Anderlini¹⁹, G. Andreassi⁴⁵, M. Andreotti¹⁸, J. E. Andrews⁶², F. Archilli²⁹, J. Arnau Romeu⁸, A. Artamonov⁴¹, M. Artuso⁶³, K. Arzymatov³⁹, E. Aslanides⁸, M. Atzeni⁴⁶, B. Audurier²⁴, S. Bachmann¹⁴, J. J. Back⁵², S. Baker⁵⁷, V. Balagura^{9,b}, W. Baldini¹⁸, A. Baranov³⁹, R. J. Barlow⁵⁸, S. Barsuk⁹, W. Barter⁵⁸, M. Bartolini²¹, F. Baryshnikov⁷³, V. Batozskaya³³, B. Batsukh⁶³, A. Battig¹², V. Battista⁴⁵, A. Bay⁴⁵, J. Beddow⁵⁵, F. Bedeschi²⁶, I. Bediaga¹, A. Beiter⁶³, L. J. Bel²⁹, S. Belin²⁴, N. Belyi⁴, V. Bellee⁴⁵, N. Belloli^{22,i}, K. Belous⁴¹, I. Belyaev³⁶, G. Bencivenni²⁰, E. Ben-Haim¹⁰, S. Benson²⁹, S. Beranek¹¹, A. Bereznoy³⁷, R. Bernet⁴⁶, D. Berninghoff¹⁴, E. Bertholet¹⁰, A. Bertolin²⁵, C. Betancourt⁴⁶, F. Betti^{17,44}, M. O. Bettler⁵¹, I. Bezshyiko⁴⁶, S. Bhasin⁵⁰, J. Bhom³¹, S. Bifani⁴⁹, P. Billoir¹⁰, A. Birnkraut¹², A. Bizzeti^{19,u}, M. Björn⁵⁹, M. P. Blago⁴⁴, T. Blake⁵², F. Blanc⁴⁵, S. Blusk⁶³, D. Bobulska⁵⁵, V. Bocci²⁸, O. Boente Garcia⁴³, T. Boettcher⁶⁰, A. Bondar^{40,x}, N. Bondar³⁵, S. Borghi^{44,58}, M. Borisyak³⁹, M. Borsato⁴³, F. Bossu⁹, M. Boubdir¹¹, T. J. V. Bowcock⁵⁶, C. Bozzi^{18,44}, S. Braun¹⁴, M. Brodski⁴⁴, J. Brodzicka³¹, A. Brossa Gonzalo⁵², D. Brundu^{24,44}, E. Buchanan⁵⁰, A. Buonaura⁴⁶, C. Burr⁵⁸, A. Bursche²⁴, J. Buytaert⁴⁴, W. Byczynski⁴⁴, S. Cadedu²⁴, H. Cai⁶⁷, R. Calabrese^{18,g}, R. Calladine⁴⁹, M. Calvi^{22,i}, M. Calvo Gomez^{42,m}, A. Camboni^{42,m}, P. Campana²⁰, D. H. Campora Perez⁴⁴, L. Capriotti^{17,e}, A. Carbone^{17,e}, G. Carboni²⁷, R. Cardinale²¹, A. Cardini²⁴, P. Carniti^{22,i}, L. Carson⁵⁴, K. Carvalho Akiba², G. Casse⁵⁶, L. Cassina²², M. Cattaneo⁴⁴, G. Cavallero²¹, R. Cenci^{26,p}, M. G. Chapman⁵⁰, M. Charles¹⁰, Ph. Charpentier⁴⁴, G. Chatzikonstantinidis⁴⁹, M. Chefdeville⁶, V. Chekalina³⁹, C. Chen³, S. Chen²⁴, S.-G. Chitic⁴⁴, V. Chobanova⁴³, M. Chrzaszcz⁴⁴, A. Chubykin³⁵, P. Ciambriano²⁰, X. Cid Vidal⁴³, G. Ciezarek⁴⁴, F. Cindolo¹⁷, P. E. L. Clarke⁵⁴, M. Clemencic⁴⁴, H. V. Cliff⁵¹, J. Closier⁴⁴, V. Coco⁴⁴, J. A. B. Coelho⁹, J. Cogan⁸, E. Cogneras⁷, L. Cojocariu³⁴, P. Collins⁴⁴, T. Colombo⁴⁴, A. Comerma-Montells¹⁴, A. Contu²⁴, G. Coombs⁴⁴, S. Coquereau⁴², G. Corti⁴⁴, M. Corvo^{18,g}, C. M. Costa Sobral⁵², B. Couturier⁴⁴, G. A. Cowan⁵⁴, D. C. Craik⁶⁰, A. Crocombe⁵², M. Cruz Torres¹, R. Currie⁵⁴, F. Da Cunha Marinho², C. L. Da Silva⁷⁸, E. Dall'Occo²⁹, J. Dalseno^{43,v}, C. D'Ambrosio⁴⁴, A. Danilina³⁶, P. d'Argent¹⁴, A. Davis³, O. De Aguiar Francisco⁴⁴, K. De Bruyn⁴⁴, S. De Capua⁵⁸, M. De Cian⁴⁵, J. M. De Miranda¹, L. De Paula², M. De Serio^{16,d}, P. De Simone²⁰, J. A. de Vries²⁹, C. T. Dean⁵⁵, D. Decamp⁶, L. Del Buono¹⁰, B. Delaney⁵¹, H.-P. Dembinski¹³, M. Demmer¹², A. Dendek³², D. Derkach⁷⁴, O. Deschamps⁷, F. Desse⁹, F. Dettori⁵⁶, B. Dey⁶⁸, A. Di Canto⁴⁴, P. Di Nezza²⁰, S. Didenko⁷³, H. Dijkstra⁴⁴, F. Dordei⁴⁴, M. Dorigo^{44,y}, A. C. dos Reis¹, A. Dosil Suárez⁴³, L. Douglas⁵⁵, A. Dovbnya⁴⁷, K. Dreimanic⁵⁶, L. Dufour²⁹, G. Dujany¹⁰, P. Durante⁴⁴, J. M. Durham⁷⁸, D. Dutta⁵⁸, R. Dzhelyadin⁴¹, M. Dziewiecki¹⁴, A. Dziurda³¹, A. Dzyuba³⁵, S. Easo⁵³, U. Egede⁵⁷, V. Egorychev³⁶, S. Eidelman^{40,x}, S. Eisenhardt⁵⁴, U. Eitschberger¹², R. Ekelhof¹², L. Eklund⁵⁵, S. Ely⁶³, A. Ene³⁴, S. Escher¹¹, S. Esen²⁹, T. Evans⁶¹, A. Falabella¹⁷, C. Färber⁴⁴, N. Farley⁴⁹, S. Farry⁵⁶, D. Fazzini^{22,44,i}, L. Federici²⁷, M. Féo²⁹, P. Fernandez Declara⁴⁴, A. Fernandez Prieto⁴³, F. Ferrari¹⁷, L. Ferreira Lopes⁴⁵, F. Ferreira Rodrigues², M. Ferro-Luzzi⁴⁴, S. Filippov³⁸, R. A. Fini¹⁶, M. Fiorini^{18,g}, M. Firlej³², C. Fitzpatrick⁴⁵, T. Fiutowski³², F. Fleuret^{9,b}, M. Fontana⁴⁴, F. Fontanelli^{21,h}, R. Forty⁴⁴, V. Franco Lima⁵⁶, M. Frank⁴⁴, C. Frei⁴⁴, J. Fu^{23,q}, W. Funk⁴⁴, E. Gabriel⁵⁴, A. Gallas Torreira⁴³, D. Galli^{17,e}, S. Gallorini²⁵, S. Gambetta⁵⁴, Y. Gan³, M. Gandelman², P. Gandini²³, Y. Gao³, L. M. Garcia Martin⁷⁶, J. García Pardiñas⁴⁶, B. Garcia Plana⁴³, J. Garra Tico⁵¹, L. Garrido⁴², D. Gascon⁴², C. Gaspar⁴⁴, L. Gavardi¹², G. Gazzoni⁷, D. Gerick¹⁴, E. Gersabeck⁵⁸, M. Gersabeck⁵⁸, T. Gershon⁵², D. Gerstel⁸, Ph. Ghez⁶, V. Gibson⁵¹, O. G. Girard⁴⁵, P. Gironella Gironell⁴², L. Giubega³⁴, K. Gizdov⁵⁴, V. V. Gligorov¹⁰, C. Göbel⁶⁵, D. Golubkov³⁶, A. Golutvin^{57,73}, A. Gomes^{1,a}, I. V. Gorelov³⁷, C. Gotti^{22,i}

E. Govorkova²⁹, J. P. Grabowski¹⁴, R. Graciani Diaz⁴², L. A. Granado Cardoso⁴⁴, E. Graugés⁴², E. Graverini⁴⁶, G. Graziani¹⁹, A. Grecu³⁴, R. Greim²⁹, P. Griffith²⁴, L. Grillo⁵⁸, L. Gruber⁴⁴, B. R. Gruberg Cazon⁵⁹, O. Grünberg⁷⁰, C. Gu³, E. Gushchin³⁸, A. Guth¹¹, Yu. Guz^{41,44}, T. Gys⁴⁴, T. Hadavizadeh⁵⁹, C. Hadjivasiliou⁷, G. Haefeli⁴⁵, C. Haen⁴⁴, S. C. Haines⁵¹, P. M. Hamilton⁶², X. Han¹⁴, T. H. Hancock⁵⁹, S. Hansmann-Menzemer¹⁴, N. Harnew⁵⁹, S. T. Harnew⁵⁰, T. Harrison⁵⁶, C. Hasse⁴⁴, M. Hatch⁴⁴, J. He⁴, M. Hecker⁵⁷, K. Heinicke¹², A. Heister¹², K. Hennessy⁵⁶, L. Henry⁷⁶, M. Heß⁷⁰, J. Heuel¹¹, A. Hicheur⁶⁴, R. Hidalgo Charman⁵⁸, D. Hill⁵⁹, M. Hilton⁵⁸, P. H. Hopchev⁴⁵, J. Hu¹⁴, W. Hu⁶⁸, W. Huang⁴, Z. C. Huard⁶¹, W. Hulsbergen²⁹, T. Humair⁵⁷, M. Hushchyn⁷⁴, D. Hutchcroft⁵⁶, D. Hynds²⁹, P. Ibis¹², M. Idzik³², P. Ilten⁴⁹, A. Inyakin⁴¹, K. Ivshin³⁵, R. Jacobsson⁴⁴, J. Jalocha⁵⁹, E. Jans²⁹, B. K. Jashal⁷⁶, A. Jawahery⁶², F. Jiang³, M. John⁵⁹, D. Johnson⁴⁴, C. R. Jones⁵¹, C. Joram⁴⁴, B. Jost⁴⁴, N. Jurik⁵⁹, S. Kandybei⁴⁷, M. Karacson⁴⁴, J. M. Kariuki⁵⁰, S. Karodia⁵⁵, N. Kazeev⁷⁴, M. Kecke¹⁴, F. Keizer⁵¹, M. Kelsey⁶³, M. Kenzie⁵¹, T. Ketel³⁰, E. Khairullin³⁹, B. Khanji⁴⁴, C. Khurewathanakul⁴⁵, K. E. Kim⁶³, T. Kim¹¹, S. Klaver²⁰, K. Klimaszewski³³, T. Klimkovich¹³, S. Koliiev⁴⁸, M. Kolpin¹⁴, R. Kocopna¹⁴, P. Koppenburg²⁹, I. Kostiu²⁹, S. Kotriakhova³⁵, M. Kozeiha⁷, L. Kravchuk³⁸, M. Kreps⁵², F. Kress⁵⁷, P. Krokovny^{40,x}, W. Krupa³², W. Krzemien³³, W. Kucewicz^{31,l}, M. Kucharczyk³¹, V. Kudryavtsev^{40,x}, A. K. Kuonen⁴⁵, T. Kvaratskheliya^{36,44}, D. Lacarrere⁴⁴, G. Lafferty⁵⁸, A. Lai²⁴, D. Lancierini⁴⁶, G. Lanfranchi²⁰, C. Langenbruch¹¹, T. Latham⁵², C. Lazzeroni⁴⁹, R. Le Gac⁸, R. Lefèvre⁷, A. Leflat³⁷, J. Lefrançois⁹, F. Lemaître⁴⁴, O. Leroy⁸, T. Lesiak³¹, B. Leverington¹⁴, P.-R. Li^{4,ab}, Y. Li⁵, Z. Li⁶³, X. Liang⁶³, T. Likhomanenko⁷², R. Lindner⁴⁴, F. Lionetto⁴⁶, V. Lisovskyi⁹, G. Liu⁶⁶, X. Liu³, D. Loh⁵², A. Loi²⁴, I. Longstaff⁵⁵, J. H. Lopes², G. H. Lovell⁵¹, D. Lucchesi^{25,o}, M. Lucio Martinez⁴³, A. Lupato²⁵, E. Luppi^{18,g}, O. Lupton⁴⁴, A. Lusiani²⁶, X. Lyu⁴, F. Machefert⁹, F. Maciuc³⁴, V. Macko⁴⁵, P. Mackowiak¹², S. Maddrell-Mander⁵⁰, O. Maev^{35,44}, K. Maguire⁵⁸, D. Maisuzenko³⁵, M. W. Majewski³², S. Malde⁵⁹, B. Malecki³¹, A. Malinin⁷², T. Maltsev^{40,x}, G. Manca^{24,f}, G. Mancinelli⁸, D. Marangotto^{23,q}, J. Maratas^{7,w}, J. F. Marchand⁶, U. Marconi¹⁷, C. Marin Benito⁹, M. Marinangeli⁴⁵, P. Marino⁴⁵, J. Marks¹⁴, P. J. Marshall⁵⁶, G. Martellotti²⁸, M. Martin⁸, M. Martinelli⁴⁴, D. Martinez Santos⁴³, F. Martinez Vidal⁷⁶, A. Massafferri¹, M. Materok¹¹, R. Matev⁴⁴, A. Mathad⁵², Z. Mathe⁴⁴, C. Matteuzzi²², A. Mauri⁴⁶, E. Maurice^{9,b}, B. Maurin⁴⁵, A. Mazurov⁴⁹, M. McCann^{44,57}, A. McNab⁵⁸, R. McNulty¹⁵, J. V. Mead⁵⁶, B. Meadows⁶¹, C. Meaux⁸, N. Meinert⁷⁰, D. Melnychuk³³, M. Merk²⁹, A. Merli^{23,q}, E. Michielin²⁵, D. A. Milanes⁶⁹, E. Millard⁵², M.-N. Minard⁶, O. Mineev³⁶, L. Minzoni^{18,g}, D. S. Mitzel¹⁴, A. Mödden¹², A. Mogini¹⁰, R. D. Moise⁵⁷, T. Mombächer¹², I. A. Monroy⁶⁹, S. Monteil⁷, M. Morandin²⁵, G. Morello²⁰, M. J. Morello^{26,t}, O. Morgunova⁷², J. Moron³², A. B. Morris⁸, R. Mountain⁶³, F. Muheim⁵⁴, M. Mulder²⁹, D. Müller⁴⁴, J. Müller¹², K. Müller⁴⁶, V. Müller¹², C. H. Murphy⁵⁹, D. Murray⁵⁸, P. Naik⁵⁰, T. Nakada⁴⁵, R. Nandakumar⁵³, A. Nandi⁵⁹, T. Nanut⁴⁵, I. Nasteva², M. Needham⁵⁴, N. Neri^{23,q}, S. Neubert¹⁴, N. Neufeld⁴⁴, M. Neuner¹⁴, R. Newcombe⁵⁷, T. D. Nguyen⁴⁵, C. Nguyen-Mau^{45,n}, S. Nieswand¹¹, R. Niet¹², N. Nikitin³⁷, A. Nogay⁷², N. S. Nolte⁴⁴, A. Oblakowska-Mucha³², V. Obraztsov⁴¹, S. Ogilvy⁵⁵, D. P. O'Hanlon¹⁷, R. Oldeman^{24,f}, C. J. G. Onderwater⁷¹, A. Ossowska³¹, J. M. Otalora Goicochea², T. Ovsiannikova³⁶, P. Owen⁴⁶, A. Oyanguren⁷⁶, P. R. Pais⁴⁵, T. Pajero^{26,i}, A. Palano¹⁶, M. Palutan²⁰, G. Panshin⁷⁵, A. Papanestis⁵³, M. Pappagallo⁵⁴, L. L. Pappalardo^{18,g}, W. Parker⁶², C. Parkes^{44,58}, G. Passaleva^{19,44}, A. Pastore¹⁶, M. Patel⁵⁷, C. Patrignani^{17,e}, A. Pearce⁴⁴, A. Pellegrino²⁹, G. Penso²⁸, M. Pepe Altarelli⁴⁴, S. Perazzini⁴⁴, D. Pereima³⁶, P. Perret⁷, L. Pescatore⁴⁵, K. Petridis⁵⁰, A. Petrolini^{21,h}, A. Petrov⁷², S. Petrucci⁵⁴, M. Petruzzo^{23,q}, B. Pietrzyk⁶, G. Pietrzyk⁴⁵, M. Piekies³¹, M. Pili⁵⁹, D. Pinci²⁸, J. Pinzino⁴⁴, F. Pisani⁴⁴, A. Piucci¹⁴, V. Placinta³⁴, S. Playfer⁵⁴, J. Plews⁴⁹, M. Plo Casasus⁴³, F. Polci¹⁰, M. Poli Lener²⁰, A. Poluektov⁵², N. Polukhina^{73,c}, I. Polyakov⁶³, E. Polcarpo², G. J. Pomery⁵⁰, S. Ponce⁴⁴, A. Popov⁴¹, D. Popov^{13,49}, S. Poslavskii⁴¹, C. Potterat², E. Price⁵⁰, J. Prisciandaro⁴³, C. Prouve⁵⁰, V. Pugatch⁴⁸, A. Puig Navarro⁴⁶, H. Pullen⁵⁹, G. Punzi^{26,p}, W. Qian⁴, J. Qin⁴, R. Quagliani¹⁰, B. Quintana⁷, N. V. Raab¹⁵, B. Rachwal³², J. H. Rademacker⁵⁰, M. Rama²⁶, M. Ramos Pernas⁴³, M. S. Rangel², F. Ratnikov^{39,74}, G. Raven³⁰, M. Ravonel Salzgeber⁴⁴, M. Reboud⁶, F. Redi⁴⁵, S. Reichert¹², F. Reiss¹⁰, C. Remon Alepuz⁷⁶, Z. Ren³, V. Renaudin⁹, S. Ricciardi⁵³, S. Richards⁵⁰, K. Rinnert⁵⁶, P. Robbe⁹, A. Robert¹⁰, A. B. Rodrigues⁴⁵, E. Rodrigues⁶¹, J. A. Rodriguez Lopez⁶⁹, M. Roehrken⁴⁴, S. Roiser⁴⁴, A. Rollings⁵⁹, V. Romanovskiy⁴¹, A. Romero Vidal⁴³, M. Rotondo²⁰, M. S. Rudolph⁶³, T. Ruf⁴⁴, J. Ruiz Vidal⁷⁶, J. J. Saborido Silva⁴³, N. Sagidova³⁵, B. Saitta^{24,f}, V. Salustino Guimaraes⁶⁵, C. Sanchez Gras²⁹, C. Sanchez Mayordomo⁷⁶, B. Sanmartin Sedes⁴³, R. Santacesaria²⁸, C. Santamarina Rios⁴³, M. Santamarina^{20,44}, E. Santovetti^{27,j}, G. Sarpis⁵⁸, A. Sarti^{20,k}, C. Satriano^{28,s}, A. Satta²⁷, M. Saur⁴, D. Savrina^{36,37}, S. Schael¹¹, M. Schellenberg¹², M. Schiller⁵⁵, H. Schindler⁴⁴, M. Schmelling¹³, T. Schmelzer¹², B. Schmidt⁴⁴, O. Schneider⁴⁵, A. Schopper⁴⁴, H. F. Schreiner⁶¹, M. Schubiger⁴⁵, M. H. Schune⁹, R. Schwemmer⁴⁴, B. Sciascia²⁰, A. Sciubba^{28,k}, A. Semennikov³⁶, E. S. Sepulveda¹⁰, A. Sergi⁴⁹, N. Serra⁴⁶, J. Serrano⁸, L. Sestini²⁵, A. Seuthe¹², P. Seyfert⁴⁴, M. Shapkin⁴¹, Y. Shcheglov^{35,†}, T. Shears⁵⁶, L. Shekhtman^{40,x}, V. Shevchenko⁷², E. Shmanin⁷³, B. G. Siddi¹⁸, R. Silva Coutinho⁴⁶, L. Silva de Oliveira², G. Simi^{25,o}, S. Simone^{16,d}, I. Skiba¹⁸, N. Skidmore¹⁴, T. Skwarnicki⁶³, M. W. Slater⁴⁹, J. G. Smeaton⁵¹, E. Smith¹¹, I. T. Smith⁵⁴, M. Smith⁵⁷, M. Soares¹⁷, I. Soares Lavra¹, M. D. Sokoloff⁶¹, F. J. P. Soler⁵⁵, B. Souza De Paula², B. Spaan¹², E. Spadaro Norella^{23,q}, P. Spradlin⁵⁵,

F. Stagni⁴⁴, M. Stahl¹⁴, S. Stahl⁴⁴, P. Stefko⁴⁵, S. Stefkova⁵⁷ , O. Steinkamp⁴⁶, S. Stemmler¹⁴, O. Stenyakin⁴¹, M. Stepanova³⁵, H. Stevens¹², A. Stocchi⁹, S. Stone⁶³, B. Storaci⁴⁶, S. Stracka²⁶, M. E. Stramaglia⁴⁵, M. Straticiu³⁴, U. Straumann⁴⁶, S. Strokov⁷⁵, J. Sun³, L. Sun⁶⁷, K. Swientek³², A. Szabelski³³, T. Szumlak³², M. Szymanski⁴, Z. Tang³, A. Tayduganov⁸, T. Tekampe¹², G. Tellarini¹⁸, F. Teubert⁴⁴, E. Thomas⁴⁴, M. J. Tilley⁵⁷, V. Tisserand⁷, S. T'Jampens⁶, M. Tobin³², S. Tol⁴⁴, L. Tomassetti^{18.g}, D. Tonelli²⁶, D. Y. Tou¹⁰, R. Tourinho Jadallah Aoude¹, E. Tournefier⁶, M. Traill⁵⁵, M. T. Tran⁴⁵, A. Trisovic⁵¹, A. Tsaregorodtsev⁸, G. Tuci^{26.p}, A. Tully⁵¹, N. Tuning^{29.44}, A. Ukleja³³, A. Usachov⁹, A. Ustyuzhanin³⁹, U. Uwer¹⁴, A. Vagner⁷⁵, V. Vagnoni¹⁷, A. Valassi⁴⁴, S. Valat⁴⁴, G. Valenti¹⁷, M. van Beuzekom²⁹, E. van Herwijnen⁴⁴, J. van Tilburg²⁹, M. van Veghel²⁹, R. Vazquez Gomez⁴⁴, P. Vazquez Regueiro⁴³, C. Vázquez Sierra²⁹, S. Vecchi¹⁸, J. J. Velthuis⁵⁰, M. Veltri^{19.r}, G. Veneziano⁵⁹, A. Venkateswaran⁶³, M. Vernet⁷, M. Veronesi²⁹, M. Vesterinen⁵⁹, J. V. Viana Barbosa⁴⁴, D. Vieira⁴, M. Vieites Diaz⁴³, H. Viemann⁷⁰, X. Vilasis-Cardona^{42.m}, A. Vitkovskiy²⁹, M. Vitti⁵¹, V. Volkov³⁷, A. Vollhardt⁴⁶, D. Vom Bruch¹⁰, B. Voneki⁴⁴, A. Vorobyev³⁵, V. Vorobyev^{40.x}, N. Voropaev³⁵, R. Waldi⁷⁰, J. Walsh²⁶, J. Wang⁵, M. Wang³, Y. Wang⁶⁸, Z. Wang⁴⁶, D. R. Ward⁵¹, H. M. Wark⁵⁶, N. K. Watson⁴⁹, D. Websdale⁵⁷, A. Weiden⁴⁶, C. Weisser⁶⁰, M. Whitehead¹¹, J. Wicht⁵², G. Wilkinson⁵⁹, M. Wilkinson⁶³, I. Williams⁵¹, M. Williams⁶⁰, M. R. J. Williams⁵⁸, T. Williams⁴⁹, F. F. Wilson⁵³, M. Winn⁹, W. Wislicki³³, M. Witek³¹, G. Wormser⁹, S. A. Wotton⁵¹, K. Wyllie⁴⁴, D. Xiao⁶⁸, Y. Xie⁶⁸, A. Xu³, M. Xu⁶⁸, Q. Xu⁴, Z. Xu⁶, Z. Xu³, Z. Yang³, Z. Yang⁶², Y. Yao⁶³, L. E. Yeomans⁵⁶, H. Yin⁶⁸, J. Yu^{68.aa}, X. Yuan⁶³, O. Yushchenko⁴¹, K. A. Zarebski⁴⁹, M. Zavertyaev^{13.c}, D. Zhang⁶⁸, L. Zhang³, W. C. Zhang^{3.z}, Y. Zhang⁹, A. Zhelezov¹⁴, Y. Zheng⁴, X. Zhu³, V. Zhukov^{11.37}, J. B. Zonneveld⁵⁴, S. Zucchelli^{17.e}

¹ Centro Brasileiro de Pesquisas Físicas (CBPF), Rio de Janeiro, Brazil

² Universidade Federal do Rio de Janeiro (UFRJ), Rio de Janeiro, Brazil

³ Center for High Energy Physics, Tsinghua University, Beijing, China

⁴ University of Chinese Academy of Sciences, Beijing, China

⁵ Institute Of High Energy Physics (ihep), Beijing, China

⁶ Univ. Grenoble Alpes, Univ. Savoie Mont Blanc, CNRS, IN2P3-LAPP, Annecy, France

⁷ Université Clermont Auvergne, CNRS/IN2P3, LPC, Clermont-Ferrand, France

⁸ Aix Marseille Univ, CNRS/IN2P3, CPPM, Marseille, France

⁹ LAL, Univ. Paris-Sud, CNRS/IN2P3, Université Paris-Saclay, Orsay, France

¹⁰ LPNHE, Sorbonne Université Paris Diderot, Sorbonne Paris Cité, CNRS/IN2P3, Paris, France

¹¹ I. Physikalisches Institut, RWTH Aachen University, Aachen, Germany

¹² Fakultät Physik, Technische Universität Dortmund, Dortmund, Germany

¹³ Max-Planck-Institut für Kernphysik (MPIK), Heidelberg, Germany

¹⁴ Physikalisches Institut, Ruprecht-Karls-Universität Heidelberg, Heidelberg, Germany

¹⁵ School of Physics, University College Dublin, Dublin, Ireland

¹⁶ INFN Sezione di Bari, Bari, Italy

¹⁷ INFN Sezione di Bologna, Bologna, Italy

¹⁸ INFN Sezione di Ferrara, Ferrara, Italy

¹⁹ INFN Sezione di Firenze, Florence, Italy

²⁰ INFN Laboratori Nazionali di Frascati, Frascati, Italy

²¹ INFN Sezione di Genova, Genoa, Italy

²² INFN, Sezione di Milano-Bicocca, Milan, Italy

²³ INFN Sezione di Milano, Milan, Italy

²⁴ INFN Sezione di Cagliari, Monserrato, Italy

²⁵ INFN Sezione di Padova, Padua, Italy

²⁶ INFN Sezione di Pisa, Pisa, Italy

²⁷ INFN Sezione di Roma Tor Vergata, Rome, Italy

²⁸ INFN Sezione di Roma La Sapienza, Rome, Italy

²⁹ Nikhef National Institute for Subatomic Physics, Amsterdam, The Netherlands

³⁰ Nikhef National Institute for Subatomic Physics and VU University Amsterdam, Amsterdam, The Netherlands

³¹ Henryk Niewodniczanski Institute of Nuclear Physics Polish Academy of Sciences, Kraków, Poland

³² Faculty of Physics and Applied Computer Science, AGH-University of Science and Technology, Kraków, Poland

³³ National Center for Nuclear Research (NCBJ), Warsaw, Poland

³⁴ Horia Hulubei National Institute of Physics and Nuclear Engineering, Bucharest-Magurele, Romania

³⁵ Petersburg Nuclear Physics Institute NRC Kurchatov Institute (PNPI NRC KI), Gatchina, Russia

- ³⁶ Institute of Theoretical and Experimental Physics NRC Kurchatov Institute (ITEP NRC KI), Moscow, Russia, Moscow, Russia
- ³⁷ Institute of Nuclear Physics, Moscow State University (SINP MSU), Moscow, Russia
- ³⁸ Institute for Nuclear Research of the Russian Academy of Sciences (INR RAS), Moscow, Russia
- ³⁹ Yandex School of Data Analysis, Moscow, Russia
- ⁴⁰ Budker Institute of Nuclear Physics (SB RAS), Novosibirsk, Russia
- ⁴¹ Institute for High Energy Physics NRC Kurchatov Institute (IHEP NRC KI), Protvino, Russia, Protvino, Russia
- ⁴² ICCUB, Universitat de Barcelona, Barcelona, Spain
- ⁴³ Instituto Galego de Física de Altas Enerxías (IGFAE), Universidade de Santiago de Compostela, Santiago de Compostela, Spain
- ⁴⁴ European Organization for Nuclear Research (CERN), Geneva, Switzerland
- ⁴⁵ Institute of Physics, Ecole Polytechnique Fédérale de Lausanne (EPFL), Lausanne, Switzerland
- ⁴⁶ Physik-Institut, Universität Zürich, Zurich, Switzerland
- ⁴⁷ NSC Kharkiv Institute of Physics and Technology (NSC KIPT), Kharkiv, Ukraine
- ⁴⁸ Institute for Nuclear Research of the National Academy of Sciences (KINR), Kyiv, Ukraine
- ⁴⁹ University of Birmingham, Birmingham, UK
- ⁵⁰ H.H. Wills Physics Laboratory, University of Bristol, Bristol, UK
- ⁵¹ Cavendish Laboratory, University of Cambridge, Cambridge, UK
- ⁵² Department of Physics, University of Warwick, Coventry, UK
- ⁵³ STFC Rutherford Appleton Laboratory, Didcot, UK
- ⁵⁴ School of Physics and Astronomy, University of Edinburgh, Edinburgh, UK
- ⁵⁵ School of Physics and Astronomy, University of Glasgow, Glasgow, UK
- ⁵⁶ Oliver Lodge Laboratory, University of Liverpool, Liverpool, UK
- ⁵⁷ Imperial College London, London, UK
- ⁵⁸ School of Physics and Astronomy, University of Manchester, Manchester, UK
- ⁵⁹ Department of Physics, University of Oxford, Oxford, UK
- ⁶⁰ Massachusetts Institute of Technology, Cambridge, MA, USA
- ⁶¹ University of Cincinnati, Cincinnati, OH, USA
- ⁶² University of Maryland, College Park, MD, USA
- ⁶³ Syracuse University, Syracuse, NY, USA
- ⁶⁴ Laboratory of Mathematical and Subatomic Physics, Constantine, Algeria, associated to²
- ⁶⁵ Pontifícia Universidade Católica do Rio de Janeiro (PUC-Rio), Rio de Janeiro, Brazil, associated to²
- ⁶⁶ South China Normal University, Guangzhou, China, associated to³
- ⁶⁷ School of Physics and Technology, Wuhan University, Wuhan, China, associated to³
- ⁶⁸ Institute of Particle Physics, Central China Normal University, Wuhan, Hubei, China, associated to³
- ⁶⁹ Departamento de Física, Universidad Nacional de Colombia, Bogotá, Colombia, associated to¹⁰
- ⁷⁰ Institut für Physik, Universität Rostock, Rostock, Germany, associated to¹⁴
- ⁷¹ Van Swinderen Institute, University of Groningen, Groningen, The Netherlands, associated to²⁹
- ⁷² National Research Centre Kurchatov Institute, Moscow, Russia, associated to³⁶
- ⁷³ National University of Science and Technology “MISIS”, Moscow, Russia, associated to³⁶
- ⁷⁴ National Research University Higher School of Economics, Moscow, Russia, associated to³⁹
- ⁷⁵ National Research Tomsk Polytechnic University, Tomsk, Russia, associated to³⁶
- ⁷⁶ Instituto de Física Corpuscular, Centro Mixto Universidad de Valencia-CSIC, Valencia, Spain, associated to⁴²
- ⁷⁷ University of Michigan, Ann Arbor, USA, associated to⁶³
- ⁷⁸ Los Alamos National Laboratory (LANL), Los Alamos, USA, associated to⁶³
- ^a Universidade Federal do Triângulo Mineiro (UFTM), Uberaba-MG, Brazil
- ^b Laboratoire Leprince-Ringuet, Palaiseau, France
- ^c P.N. Lebedev Physical Institute, Russian Academy of Science (LPI RAS), Moscow, Russia
- ^d Università di Bari, Bari, Italy
- ^e Università di Bologna, Bologna, Italy
- ^f Università di Cagliari, Cagliari, Italy
- ^g Università di Ferrara, Ferrara, Italy

- ^h Università di Genova, Genoa, Italy
- ⁱ Università di Milano Bicocca, Milan, Italy
- ^j Università di Roma Tor Vergata, Rome, Italy
- ^k Università di Roma La Sapienza, Rome, Italy
- ^l AGH - University of Science and Technology, Faculty of Computer Science, Electronics and Telecommunications, Kraków, Poland
- ^m LIFAELS, La Salle, Universitat Ramon Llull, Barcelona, Spain
- ⁿ Hanoi University of Science, Hanoi, Vietnam
- ^o Università di Padova, Padua, Italy
- ^p Università di Pisa, Pisa, Italy
- ^q Università degli Studi di Milano, Milan, Italy
- ^r Università di Urbino, Urbino, Italy
- ^s Università della Basilicata, Potenza, Italy
- ^t Scuola Normale Superiore, Pisa, Italy
- ^u Università di Modena e Reggio Emilia, Modena, Italy
- ^v H.H. Wills Physics Laboratory, University of Bristol, Bristol, UK
- ^w MSU-Iligan Institute of Technology (MSU-IIT), Iligan, Philippines
- ^x Novosibirsk State University, Novosibirsk, Russia
- ^y Sezione INFN di Trieste, Trieste, Italy
- ^z School of Physics and Information Technology, Shaanxi Normal University (SNNU), Xi'an, China
- ^{aa} Physics and Micro Electronic College, Hunan University, Changsha, China
- ^{ab} Lanzhou University, Lanzhou, China
- [†] Deceased